

Unilever Consumer Care Limited's Virtual AGM System Manual



Online AGM & e-voting system with this simple step for Shareholder:


Supported Browser: Latest version of


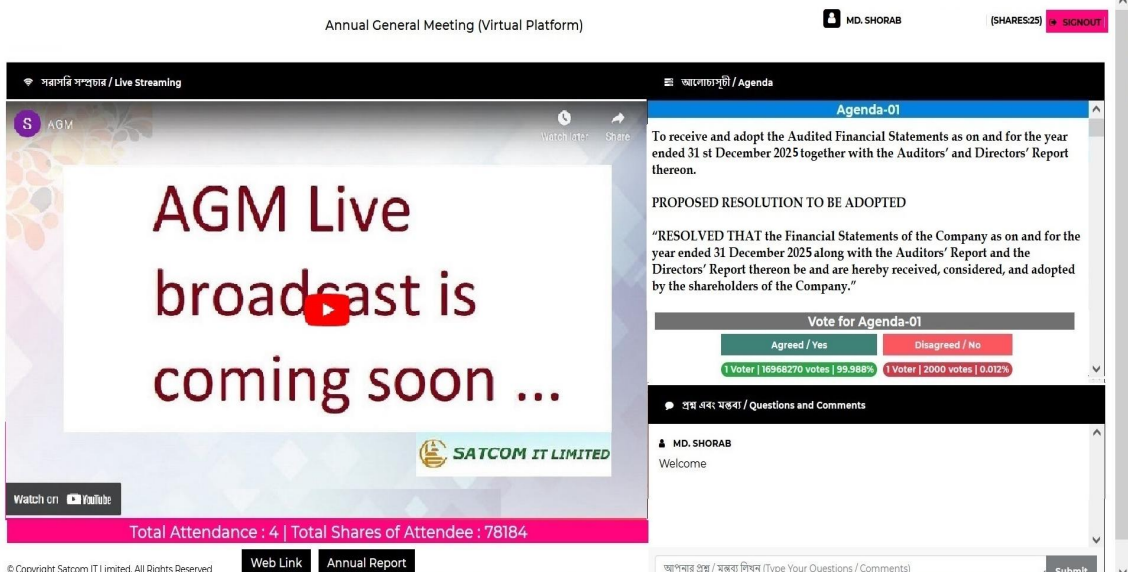
Google Chrome , Microsoft Edge , Opera , Safari , Mozilla Firefox 

Supported Device: Laptop, Desktop, Tab, Mobile (android/ iPhone)

 <p>Step - 1</p>	<p>Log in to the link-</p>
	<p>https://unilevercl.bdvirtualagm.com</p>

 <p>Step - 2</p>	<p>Log on Interface</p>	
	<p>Before Activation</p>	<p>After Activation</p>
	<p>53rd AGM will be held on 18th May 2026 (Monday) at 11:00 A.M.</p> <p>Login process activation on 17th May 2025 (Sunday) within 10.00 A.M.</p>	<div style="text-align: center;"> <p>Sign In</p> <p>BO/Folio/Admin/Scrutinizer ID:*</p> <input type="text" value="Type your ID"/> <input type="button" value="Next"/> </div> <div style="display: flex; justify-content: space-around; margin-top: 10px;"> Web Link Annual Report Notice download User Manual </div> 

 <p>Step - 3</p>	<p>Login screen:</p> <p>a) Type 16 digit BO number or Folio number*</p> <p>b) Click Next button then</p> <p>c) Type Share Number (as on record date)*</p> <p>d) Click Login button</p>	<div style="display: flex;"> <div style="flex: 1;"> <p style="text-align: center;">Sign In</p> <p>BO/Folio/Admin/Scrutinizer ID:*</p> <input type="text" value="Type your ID"/> <input type="button" value="Next"/> </div> <div style="flex: 1; border-left: 1px solid black; padding-left: 10px;"> <p style="text-align: center;">Sign In</p> <p>BO/Folio/Admin/Scrutinizer ID:*</p> <input type="text" value="120148C007771569"/> <input checked="" type="checkbox"/> <p>Shares:</p> <input type="text" value="Type your total share"/> <input type="button" value="0"/> <p style="text-align: right;"> <input type="button" value="Reset"/> <input type="button" value="Login"/> </p> </div> </div> <div style="display: flex; justify-content: space-around; margin-top: 10px;"> Web Link Notice Download Annual Report User Manual </div>
--	--	--

 <p>Step - 4</p>	<p>Shareholders can see:</p> <p>a) Live Streaming, b) Total attendance (Number of Shareholders with Total Shares), c) Agenda & Agenda wise voting result d) Question & Comments.</p>	
--	---	--

Shareholders can do:
 Shareholders can vote (**Yes / No**) for any Agenda
 Click on **Green Button For Favor** or
 Click on **Red Button For Against**

Step - 5

Shareholders can do:
 Shareholder can submit Question or Comments.
Type your Question or Comments (English or Bangla) then click **Submit** Button.

Step - 6

Shareholders can download:
On login screen- Annual Report, Notice, User Manual & can see company's web site
On live streaming screen - Annual Report & can see company's web site

Step - 7

Shareholders can Signout:
 Shareholder can **Signout** the AGM & e-voting system

Step - 8